


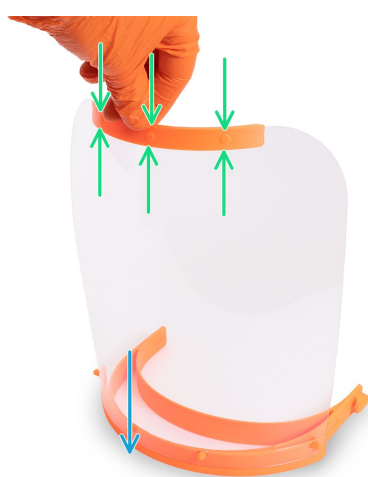
# Persist Shield Instructions

- The Persist Shield has not been FDA cleared or approved.
- The Persist Shield has been authorized for use by healthcare providers as personal protective equipment by the FDA under an Emergency Use Authorization. (visit <https://persistshields.org/eua> for details)
- The Persist Shield is only authorized for use until the declaration that circumstances exist justifying the authorization of the emergency use of medical devices due to shortages during the COVID-19 outbreak is terminated or the Emergency Use Authorization is revoked.
- The Persist Shield is a face shield that is designed for medical purposes and can be reused by the same user.
- The body-contacting materials used in the Persist Shield are PETG and ABS plastic and a strap made of polyester and latex rubber.
- Do not use the Persist Shield in the presence of a high intensity heat source or flammable gas.
- If you have any questions or experience an adverse event, email us at [contact@persistshields.org](mailto:contact@persistshields.org)

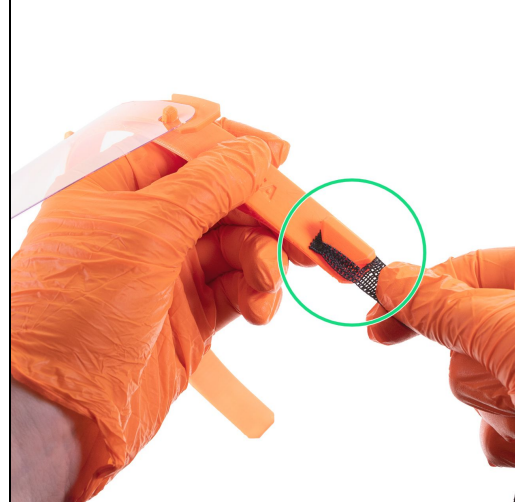
## Assembly



**1.** Remove the protective film from both sides of the clear shield. Attach the shield to the pegs beginning on one side and moving towards the other.



**2.** Line up the bottom reinforcement piece with the holes on the bottom of the clear shield and slide it on.



**3.** Attach both ends of the elastic band to the mounting points at either end of the headband.

For detailed instructions, visit <https://persistshields.org/assembly>

## Disinfection

The shield can be disinfected using most common techniques, including submersion in dilute sodium hypochlorite (household bleach). Heat-based methods are not recommended, as they may cause plastic deformation. Test disinfection on a single shield first. For details visit <https://persistshields.org/disinfect>